

TC-D37SUB-ADIO16-EX-P-UNI - Module carrier



2924854

<https://www.phoenixcontact.com/us/products/2924854>

Please be informed that the data shown in this PDF document is generated from our online catalog. Please find the complete data in the user documentation. Our general terms of use for downloads are valid.



Universal termination carrier for connecting 16 MACX Analog Ex i signal conditioners to digital or analog I/O cards, via D-SUB connector, 37-pos. (1:1 connection)

Your advantages

- Mechanically decoupled, passive PCB
- Robust aluminum profile with integrated DIN rail
- Side parts with integrated end clamps
- D-SUB pin strip system connection, 37-pos. (1:1 connection)
- Simple or redundant supply (decoupled from diode, protected against polarity reversal) and monitoring function implemented via separate DIN rail module
- Cable sets for signal connection are supplied as standard and do not have to be ordered separately

Commercial data

Item number	2924854
Packing unit	1 pc
Minimum order quantity	1 pc
Note	Made to order (non-returnable)
Sales key	C420
Product key	CK271W
Catalog page	Page 171 (C-5-2019)
GTIN	4046356592017
Weight per piece (including packing)	1,342 g
Weight per piece (excluding packing)	1,000 g
Customs tariff number	85366990
Country of origin	DE

TC-D37SUB-ADIO16-EX-P-UNI - Module carrier



2924854


<https://www.phoenixcontact.com/us/products/2924854>

Set consists of

TC-C-MAX2-SC-31320000 - Cable set

2902425

<https://www.phoenixcontact.com/us/products/2902425>



Cable set for signal transmission on the Termination Carrier for modules from the MACX Analog Ex series. Connection of terminal points 3.1 and 3.2 (signal transmission) to the signal PCB.

TC-C-PTB3-SC-SET1 - Cable set

2905216

<https://www.phoenixcontact.com/us/products/2905216>



Cable set for TC-MACX-MCR-PTB power and fault signaling module (Item No. 2904673), for use on the Termination Carrier for signal conditioners from the MACX Analog Ex series.

TC-D37SUB-ADIO16-EX-P-UNI - Module carrier




2924854

<https://www.phoenixcontact.com/us/products/2924854>

ME 17,5 TBUS 1,5/ 5-ST-3,81 GY - DIN rail bus connectors

1090049

<https://www.phoenixcontact.com/us/products/1090049>



DIN rail connector, color: gray, nominal current: 8 A (parallel contacts), rated voltage (III/2): 125 V, number of positions: 5, product range: TBUS5-17,5..., pitch: 3.81 mm, mounting: DIN rail mounting, locking: without, mounting method: without, type of packaging: packed in cardboard, Item with gold-plated contacts, bus connectors for connecting with electronics housings, 5 parallel contacts

ME 6,2 TBUS-2 1,5/5-ST-3,81 GY - DIN rail bus connectors

2695439

<https://www.phoenixcontact.com/us/products/2695439>



DIN rail connector (TBUS), 5-pos., for bridging the supply voltage, can be snapped onto NS 35/... DIN rail in accordance with EN 60715

Technical data

Notes

Notes on operation	For proper use, the specifications of the installation directive (see Downloads) must be observed. For applications or use with third-party products, the specifications, and the safety and warning instructions of the respective third-party manufacturer must also be met.
--------------------	--

Product properties

Product type	Module carrier
Insulation characteristics: Air clearances and creepage distances	
Insulation	Basic insulation
Overvoltage category	II
Pollution degree	2

Electrical properties

Max. permissible current	1 A (Signal/channel)
Nominal voltage U_N	< 30 V DC (Per signal/channel)
Air clearances and creepage distances	
Rated insulation voltage	50 V
Rated surge voltage	0.5 kV
Supported controller universal	
Suitable I/O card	universal

Supply

Designation	Feed-in module
Note	Power supply via 2904673 TC-MACX-MCR-PTB power supply and error signaling module.
Fuse	2x 2.5 A on PCB, slow-blow (replaceable)
Input voltage	24 V DC
Input voltage range	19.2 V DC ... 30 V DC
Input current	≤ 2 A
Redundant supply	yes, decoupled from diodes
Polarization and surge protection	Yes
Output name	Switching output
Contact switching type	1 N/C contact (alarm = open)
Maximum switching voltage	50 V DC (0.3 A)
	30 V DC (2 A)
	33 V AC (2 A)

Connection data

Power supply

TC-D37SUB-ADIO16-EX-P-UNI - Module carrier



2924854

<https://www.phoenixcontact.com/us/products/2924854>

Connection method	Screw connection
Stripping length	7 mm
Number of connections	1
Number of positions	6
Conductor cross section rigid	0.14 mm ² ... 2.5 mm ²
Conductor cross section flexible	0.14 mm ² ... 2.5 mm ²
Conductor cross section AWG	24 ... 12

Controller level

Connection method	D-SUB pin strip
Number of connections	1
Number of positions	37

Signaling

Status display	1 x red LED (error)
	2x green LEDs (PWR1 and PWR2)

Dimensions

Width	242 mm
Height	170 mm
Depth	159.5 mm

Material specifications

Color	gray (RAL 7042)
Flammability rating according to UL 94	V0

Environmental and real-life conditions

Ambient conditions

Degree of protection	IP00
Ambient temperature (operation)	-20 °C ... 60 °C (Please observe module specifications)
Ambient temperature (storage/transport)	-40 °C ... 80 °C
Altitude	≤ 2000 m
Permissible humidity (operation)	5 % ... 95 % (non-condensing)
Shock	15g, according to IEC 60068-2-27
Vibration (operation)	2g, according to IEC 60068-2-6

Approvals

ATEX

Identification	⊕ II 3 G Ex nA IIC T4 Gc X
----------------	----------------------------

UKCA Ex (UKEX)

Identification	⊕ II 3 G Ex nA IIC T4 Gc
Certificate	PxCIF21UKEX2924854X

UL, USA/Canada

TC-D37SUB-ADIO16-EX-P-UNI - Module carrier



2924854

<https://www.phoenixcontact.com/us/products/2924854>

Identification	UL 61010 Listed
	Class I, Div. 2, Groups A, B, C, D T4
	Class I, Zone 2, Group IIC

Standards and regulations

Air clearances and creepage distances

Standards/regulations	EN 60664-1
-----------------------	------------

Mounting

Mounting type	DIN rail mounting
Assembly note	No end clamp
Mounting position	vertical, horizontal

TC-D37SUB-ADIO16-EX-P-UNI - Module carrier

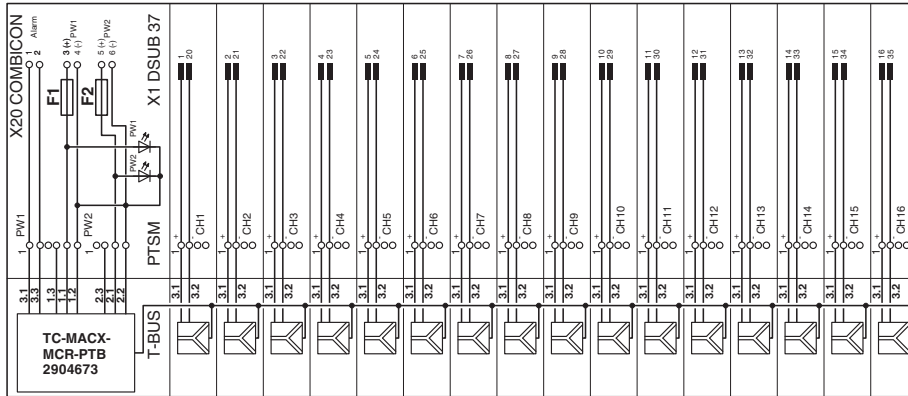


2924854

<https://www.phoenixcontact.com/us/products/2924854>

Drawings

Circuit diagram





2924854


<https://www.phoenixcontact.com/us/products/2924854>


Approvals

To download certificates, visit the product detail page: <https://www.phoenixcontact.com/us/products/2924854>

 UL Listed Approval ID: FILE E 330267				
	Nominal voltage U_N	Nominal current I_N	Cross section AWG	Cross section mm^2
	50 V	1 A	-	-

 cUL Listed Approval ID: FILE E 330267				
	Nominal voltage U_N	Nominal current I_N	Cross section AWG	Cross section mm^2
	50 V	1 A	-	-

 cUL Listed Approval ID: E199827				
	Nominal voltage U_N	Nominal current I_N	Cross section AWG	Cross section mm^2
	50 V	1 A	-	-

 UL Listed Approval ID: E199827				
	Nominal voltage U_N	Nominal current I_N	Cross section AWG	Cross section mm^2
	50 V	1 A	-	-

cULus Listed				

cULus Listed				

2924854

<https://www.phoenixcontact.com/us/products/2924854>

Classifications

ECLASS

ECLASS-11.0	27141152
ECLASS-13.0	27141152
ECLASS-12.0	27141152

ETIM

ETIM 9.0	EC002780
----------	----------

UNSPSC

UNSPSC 21.0	39121400
-------------	----------

2924854

<https://www.phoenixcontact.com/us/products/2924854>

Environmental product compliance

EU RoHS

Fulfills EU RoHS substance requirements	Yes
Exemption	6(c), 7(c)-I

China RoHS

Environment friendly use period (EFUP)	EFUP-50
	An article-related China RoHS declaration table can be found in the download area for the respective article under "Manufacturer declaration". For all articles with EFUP-E, no China RoHS declaration table issued and required.

EU REACH SVHC

REACH candidate substance (CAS No.)	Lead(CAS: 7439-92-1)
SCIP	fc30c7c5-7138-43a5-bf32-b99fc7ebfaf1

Phoenix Contact 2024 © - all rights reserved

<https://www.phoenixcontact.com>

Phoenix Contact USA
586 Fulling Mill Road
Middletown, PA 17057, United States
(+717) 944-1300
info@phoenixcon.com